


GX Series

Brushless



ESD Free
Conductive body




Built-in control board
Digital speed control
better torque accuracy

Overload
Over Voltage & Heat Protection

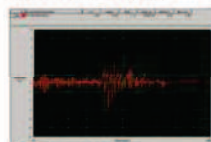
Trigger start and reverse button activated
THROUGH SENSORS (Maintenance free)

Brushless Motor (Made in Switzerland)
Designed for heavy duty cycle time



Clutch activated by sensors
(No maintenance)

Shockless Clutch (GXS models)



STANDARD FEATURES

- ✓ Digital speed settings
- ✓ Soft start settings
- ✓ Brushless motor
- ✓ Over current & heat alarms
- ✓ Start, reverse and shut-off activated by sensors

Improve your
manufacturing quality!
Lower your maintenance
cost!

GX-G Series

40 Volts • Auto-shut off • CE • XS-40D Controller 

0,3 to 4,4 NM



- Higher productivity : thanks to high Brushless motor efficiency !
- Higher comfort : thanks to improved ergonomoy and reduced sound level and heat !
- Increased economy : thanks to brushless motor (triple the life time of the motor).
- Reduced maintenance : the best Mean Time Between Failure (MTBF) ever reached until now (no carbon brush, trigger and reverse contactless switches, over-heat and over-current built in alarms protecting the screwdrivers).
- Increased production quality : thanks to ESD protection, accurate clutch and Softstop clutch Mechanism.
- Noise level : <70 dBA, vibration level : <2,5 m/s²

STANDARD Series : GX with digital speed setting and soft start

Model	Torque Range (Nm)	Speed rotation (rpm)	Starting system	Drive	Weight (Kg)	Code
GX 150 ESD-G	0,3 - 1,47	800 to 1700	Lever	Hex 1/4"	0,54	6-1027447
GX 220 ESD-G	0,6 - 2,15	600 to 1200	Lever	Hex 1/4"	0,54	6-1027448
GX 450 ESD-G	1 - 4,41	300 to 600	Lever	Hex 1/4"	0,54	6-1027449
GX 150 P ESD-G	0,3 - 1,47	800 to 1700	Push to Start	Hex 1/4"	0,54	6-1027450
GX 220 P ESD-G	0,6 - 2,15	600 to 1200	Push to Start	Hex 1/4"	0,54	6-1027446
GX 450 P ESD-G	1 - 4,41	300 to 600	Push to Start	Hex 1/4"	0,54	6-1027451

SOFT STOP Series : GXS (built-in special clutch mechanism providing soft shut-off to protect fragile parts)

Model	Torque Range (Nm)	Speed rotation (rpm)	Starting system	Drive	Weight (Kg)	Code
GXS 150 ESD-G	0,3 - 1,47	800 to 1700	Lever	Hex 1/4"	0,54	6-1027452
GXS 220 ESD-G	0,6 - 2,15	600 to 1200	Lever	Hex 1/4"	0,54	6-1027453
GXS 150 P ESD-G	0,3 - 1,47	800 to 1700	Push to Start	Hex 1/4"	0,54	6-1077414
GXS 220 P ESD-G	0,6 - 2,15	600 to 1200	Push to Start	Hex 1/4"	0,54	6-1027454

TIMER & AUTOREVERSE Series : GXT (fasten at preset angle/time, Automatic Reverse/forward stop sequence - ideal for tapping operation, helicoil fastening, pre-assembly...)

Model	Torque Range (Nm)	Speed rotation (rpm)	Starting system	Drive	Weight (Kg)	Code
GXT 150 ESD-G	0,3 - 1,47	800 to 1700	Lever	Hex 1/4"	0,54	6-1027460
GXT 220 ESD-G	0,6 - 2,15	600 to 1200	Lever	Hex 1/4"	0,54	6-1027461
GXT 450 ESD-G	1 - 4,41	300 to 600	Lever	Hex 1/4"	0,54	6-1027462

FIXTURED SPINDLE FOR AUTOMATION (automatic spindle with remote start)

Model	Torque Range (Nm)	Speed rotation (rpm)	Starting system	Drive	Weight (Kg)	Code
GXA 150 ESD V2-G	0,3 - 1,47	800 to 1700	Remote	Hex 1/4"	-	6-1027465
GXA 220 ESD V2-G	0,6 - 2,15	600 to 1200	Remote	Hex 1/4"	-	6-1027466
GXA 450 ESD V2-G	1 - 4,41	300 to 600	Remote	Hex 1/4"	-	6-1027467


* The whole models of this series are delivered with one tool cable (3m) + sample powerbits.



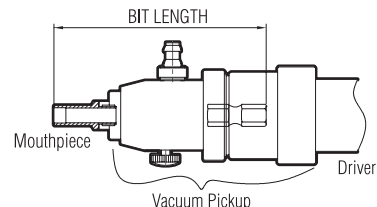
Accessories

For GX/GX-G Series

Screw Vacuum Pickup



Vacuum pick up assembly is provided without the sleeve (on request).



Vacuum pick up

Code	6-1052500 for GX 30 Volts	Code	6-1084100 for GX150/220 ESD-G
Code	6-1000230 for GX 40 Volts	Code	6-1084101 for GX 450 ESD-G
Code	6-1000270 for GX 30 Volts with torque cover ring	Code	6-1084102 for GXA ESD-G
		Code	6-1052501 for GX micro

Accessories

Designation	Torque ring cover*	Ring for arm mounting from below	Ring for arm mounting from above	Spiral cable 3,5 m 6-1010413 Standard cable 3,0 m 6-1041225 Standard cable 5,0 m 6-1044703
Code	6-1041213 for GX 30 Volts 6-1041205 for GX 40 Volts 6-1078800 for GX-G 40 Volts 6-1000232 for GX035-045 6-1000233 for GX...BT, GY, PGY, GX...BT-G, GY-G, PGY-G 6-1077500 for GX...FS	6-1045804 for GX 30 Volts 6-1045801 for GX/GX-G 40 Volts 6-1045803 for GX...BT 6-1045800 for GY 6-1045802 for HD 6-1045805 for GX...FS	6-1041501 for GX 30 Volts	
Designation	Programming Lock key**	Programming Lock key firmware upgrade**		Pistol grip for 40 Volts
Code	6-1044850	6-1000222		6-1000231 for GX 30 Volts 6-1010420 for GX/GX-G 40 Volts

*Not suitable with vacuum pickup. ** Available only for standard series GX 30 & 40 Volts - To be ordered together.

Holster 4-1588700	Cable 5m (GY-PGY) 6-1078888 Cable 3m (GY-PGY) 6-1077200	Square drive male 1/4"
		Angle head for GX 30 Volts 6-1000226 Angle head for GX150/220-G Volts 6-1000302 Angle head for GX 450-G 6-1000229 Angle head for GX 40 Volts 6-1000227
		1/4" female hex. drive
		Angle head for GX...BT/GX...BT-G 6-1033330 Angle head for GY/GY-G 6-1033331

PLC Interface



- Model U-3B
- Weight : 75g
- Size : 75(W) x 61(D) x 20(H)mm
- Type of signals :
 - open collector by optocoupler (reversed)
 - relay contact N.C
 - Relay contact N.O

PLC interface U-3B

Code	6-1041520
-------------	------------------

Converted signals by U-3B converter from XS-40D

N°	Wire Color	Signal	XS-40D	Interface converter
1	ORANGE	Spare		
2	ORANGE STRIPE	Torque Up		
3	BLUE	Motor Run		
4	BLUE STRIPE	Common for 2&3 wire		
5	GREEN	Driver Lock		
6	GREEN STRIPE			
7	BROWN	No use		
8	BROWN STRIPE	Spare		